SCHEDULE OF FOUNDATION BLOCK-B :--

FT. MKD	TYPE OF FOUNDATION	UNDER COLUMN	SIZE (MM)	DEPTH (MM)	REINFORCEMENT
F1	ISOLATED FOOTING	C8, C9, C10, C11, C18, C21, C22 & C23.	2500x2500	200 TO 350 THK.	16 Φ @ 150 C/C (B/W) AT BOTTOM
F1A		C14.	2000x3200		
F2	ISOLATED FOOTING	C2, C3, C4, C5, C12, C13, C16, C19, C20, C25, C27, C28, C29 & C30.	2000x2000	200 TO 300 THK.	12 Φ @ 125 C/C (B/W) AT BOTTOM
F3	ISOLATED FOOTING	C1, C6, C7, C26 & C31.	1800x1800	200 TO 300 THK.	12 Φ @ 150 C/C (B/W) AT BOTTOM
F4	COMBINE FOOTING	C17-LIFT	2800x2875	350 THK.	12 Φ @ 150 C/C (B/W) AT TOP & BOTTOM
F5	ISOLATED FOOTING	C15 & C24.	2750x2750	200 TO 350 THK.	16 Φ @ 150 C/C (B/W) AT BOTTOM

SCHEDULE OF SLABS :--

SLAB MKD.	THICKNESS	REINFORCEMENT	REMARKS
S1	110 MM	8 T @ 150 C/C BOTHWAYS AT BOTTOM 8 T @ 150 C/C EXTRA TOP OVER SUPPORT 8 T @ 200 C/C FOR BINDER	
S2	140 MM	8 T @ 150 C/C BOTHWAYS AT TOP & BOTTOM	

SCHEDULE OF STAIR-CASE :--

130 THICK WAIST SLAB	12 Φ @ 150 C/C MAIN REINFORCEMENT 10 Φ @ 200 C/C DISTRIBUTORS

SCHEDULE OF LIFT WALL :--

WALL THICKNESS	REINFORCEMENT	REM.
150 mm	10 Φ @ 150 C/C B/W BOTH FACE ALONG VERTICAL DIRECTION	
	8 Φ @ 200 C/C B/W BOTH FACE ALONG HORIZONTAL DIRECTION	

SCHEDULE OF BEAM :--

BEAM MKD.	SIZE	REINF. AT SUPPORT TOP	REINF. AT SUPPORT BOTTOM	REINF. AT SPAN TOP	REINF. AT SPAN BOTTOM	STIRRUPS
B1	250 X 400	3 - 16 Φ + 3 - 16 Φ E.T. {C.P}	6 - 16 Φ	3 - 16 Φ	6 - 16 Φ	8 Φ 2 L STIRRUPS @ 125 C/C
B2	250 X 350	2 - 16 Φ + 2 - 16 Φ E.T. {C.P}	3 - 16 Φ	2 - 16 Φ	3 - 16 Φ	8 Φ 2 L STIRRUPS @ 150 C/C
B2A	250 X 400					
B3, B3/LD	250 X 300	2 - 12 Φ + 2 - 16 Φ E.T. {C.P}	3- 12 Φ	2 - 12 Φ	3- 12 Φ	8 Φ 2 L STIRRUPS @ 200 C/C
B3A	250 X 400					
B4	250 X 400	6 - 16 Φ	4 - 16 Φ	6 - 16 Φ	4 - 16 Φ	8 Φ 2 L STIRRUPS @ 100 C/C
CB	300 X 140	4 - 16 Φ	4 - 16 Φ	4 - 16 Φ	4 - 16 Φ	8 Φ 2 L STIRRUPS @ 90 C/C
B	150 X 250	2 - 16 Φ	2 - 16 Φ	2 - 16 Φ	2 - 16 Φ	8 Φ 2 L STIRRUPS @ 125 C/C
TB	250 X 350	2 - 16 Φ + 2 - 16 Φ E.T. {C.P}	3 - 16 Φ	2 - 16 Φ	3 - 16 Φ	8 Φ 2 L STIRRUPS @ 200 C/C
TB1	250 X 400	2 - 16 Φ + 2 - 16 Φ E.T. {C.P}	4 - 16 Φ	2 - 16 Φ	4 - 16 Φ	8 Φ 2 L STIRRUPS @ 150 C/C

SCHEDULE OF R.C.C. COLUMN :--

GR. MKD.	COLUMN MARKED	REINFORCEMENT UPTO 2ND FLOOR	REINFORCEMENT BEYOND THAT
GR-I	C8, C9, C10, C11, C14, C15, C17, C18, C21, C22, C23 & C24.	250 / 450: 10-16 Φ, 8 Φ TIES @ 200 C/C	250 / 450: 6-16 Φ + 4-12 Φ, 8 Φ TIES @ 200 C/C
GR-II	C2, C3, C4, C5, C12, C13, C16, C19, C20, C25, C27, C28, C29 & C30.	250 / 450: 8-16 Φ, 8 Φ TIES @ 200 C/C	250 / 450: 4-16 Φ + 4-12 Φ, 8 Φ TIES @ 200 C/C
GR-III	C1, C6, C7, C26 & C31.	250 / 450: 6-16 Φ, 8 Φ TIES @ 200 C/C	250 / 450: 4-16 Φ + 2-12 T, 8 Φ TIES @ 200 C/C
GR-IV	SC.	250 / 250: 4-16 Φ, 8 Φ TIES @ 200 C/C	

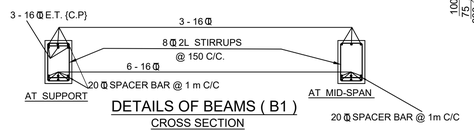

DETAILS OF BEAMS (B1)
CROSS SECTION
SCALE -- (1: 25)

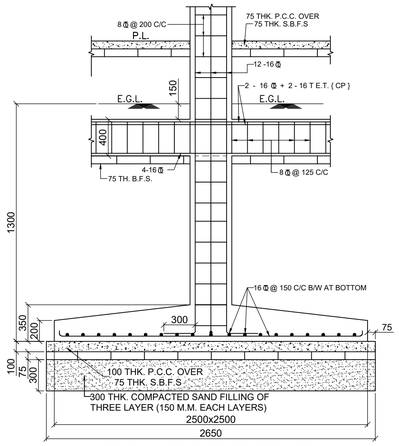

TYP. DETAILS SECTION OF FOOTING -F1
SCALE-1:25

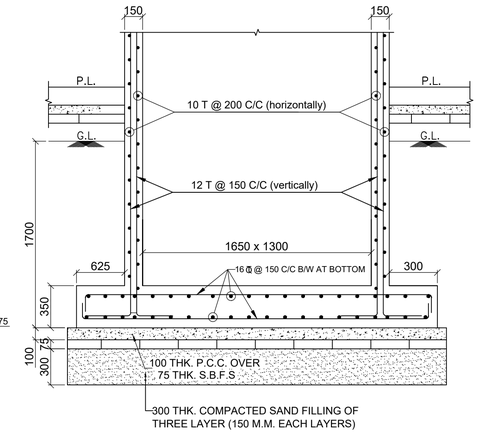

TYP. DETAILS LIFT
SCALE-1:25

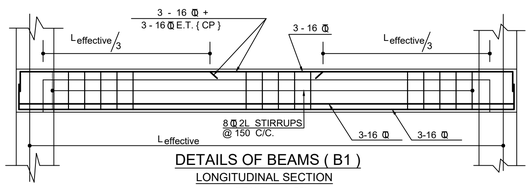

DETAILS OF BEAMS (B1)
LONGITUDINAL SECTION
SCALE -- (1: 25)

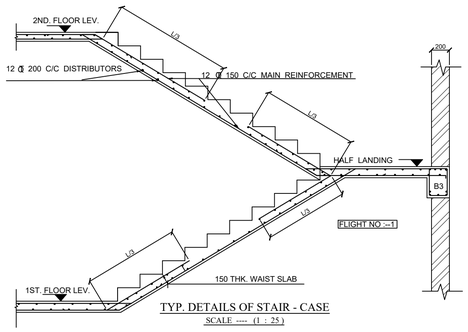

TYP. DETAILS OF STAIR - CASE
SCALE ---- (1 : 25)

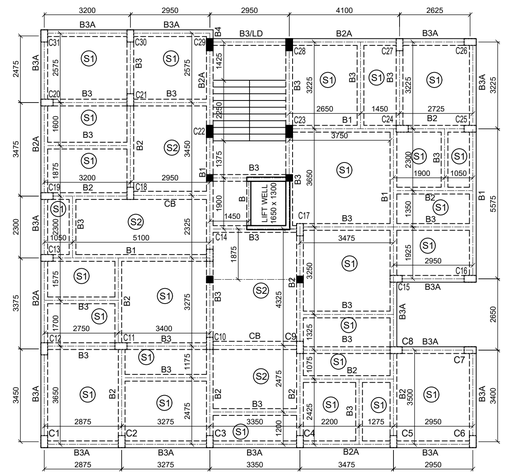

ROOF FRAMING PLAN
SCALE - 1:100

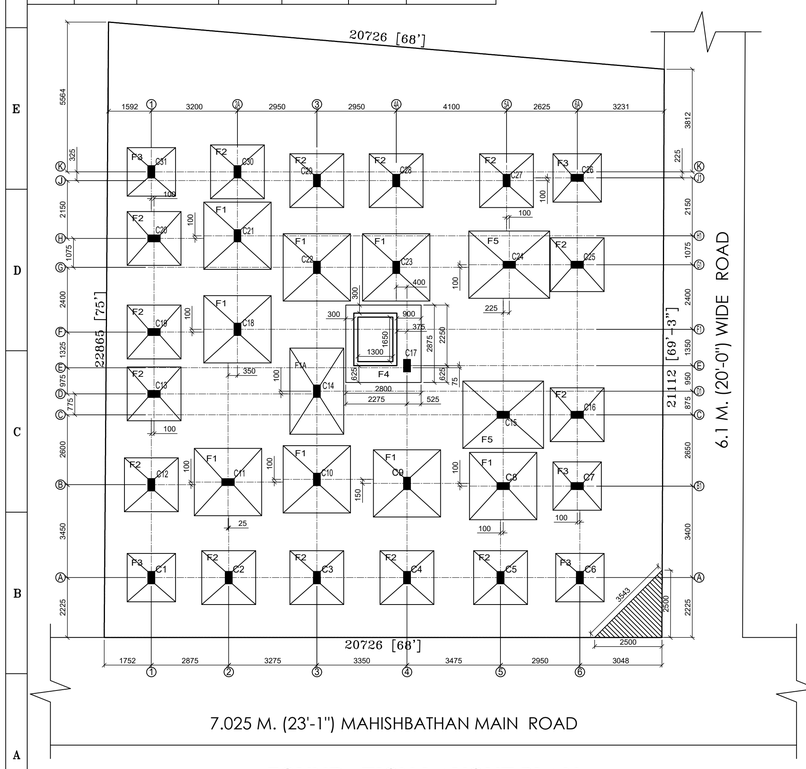

FOUNDATION LAYOUT PLAN
SCALE - 1:100

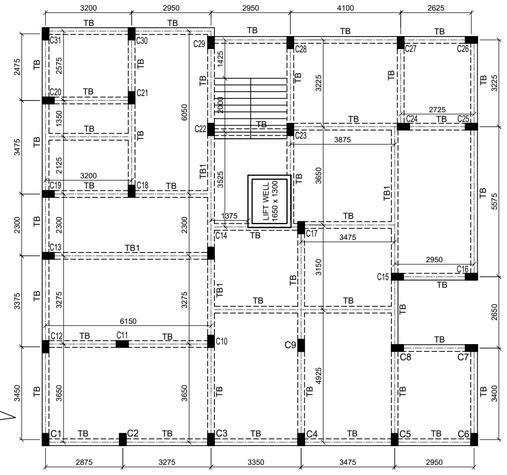

TIE BEAM LAYOUT PLAN
SCALE - 1:100

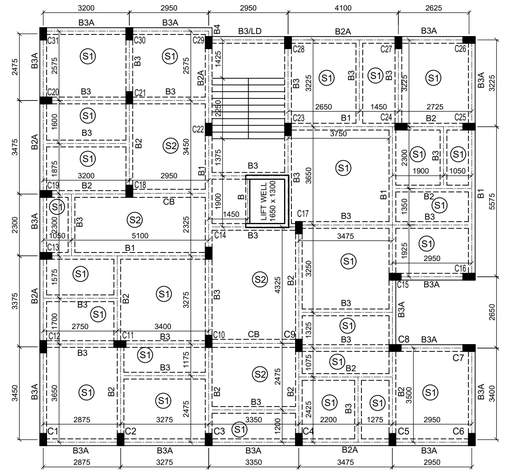

TYP. (1st. TO 4th.) FLOOR FRAMING PLAN
SCALE - 1:100

CERTIFICATE OF STRUCTURAL engineer/civil engineer

CERTIFIED THAT THE STRUCTURAL DRAWING AND DESIGN OF BOTH THE FOUNDATION AND SUPERSTRUCTURE OF THE BUILDING/BUILDINGS HAS BEEN MADE CONSIDERING THE SOIL TEST REPORT, AS PER THE RULES AND REGULATIONS MADE UNDER THE ACT AND ALSO CONSIDERING ALL POSSIBLE LOADS, SEISMIC LOAD AND MOMENTS GENERATED BY THE PROPOSED STRUCTURE AS PER THE BUREAU OF INDIAN STANDARD AND NATIONAL BUILDING CODE OF INDIA AND CERTIFIED THAT IT IS SAFE AND STABLE IN ALL RESPECT AND THESE PROVISIONS SHALL BE ADHERED TO DURING THE CONSTRUCTION.

DR. ANJAN KUMAR DUTTA
NAME/SIGN. OF CIVIL ENGINEER

CERTIFICATE OF THE ARCHITECT

I CERTIFY THAT ALL ARCHITECTURAL DRAWING OF THE PROJECT AT PREMISES NO.- 08-0023 HAVE BEEN PREPARED BY ME COMPLYING WITH THE NEW TOWN KOLKATA BUILDING RULES, 2009. I ALSO CERTIFY THAT THE PLAN AND DRAWINGS PREPARED BY ME COMPLY WITH ALL PROVISIONS REGARDING THE FIRE PROTECTION AS PER THE PREVAILING NATIONAL BUILDING CODE. I SHALL BE HELD RESPONSIBLE IF ANY INCORRECT INFORMATION IS FURNISHED BY ME OR ANY VIOLATION OF PROVISIONS OF THESE ANY OF THE DRAWINGS AND DOCUMENTS, SIGNED BY ME AND SUBMITTED TO THE SANCTIONING AUTHORITY FOR OBTAINING SANCTION.

SUJOY MUKHERJEE
NAME/SIGN OF ARCHITECT

NAME/SIGN OF APPLICANTS

NOTES :--

[1] ALL DIMENSIONS AND LEVELS ARE IN mm UNTIL OTHERWISE STATED
[2] (± 00) LEVEL CORRESPONDS TO FINISHED GROUND LEVEL AND ROAD CROWN LEVEL
[3] LAP LENGTH / DEVELOPMENT LENGTH / BOND LENGTH OF RENF. SHALL BE 50 - (dia. OF REINFORCEMENT) (LARGER IF ANY)
[4] CLEAR COVER TO MAIN REINF. SHALL BE AS FOLLOWS :- (1) for slab 20 mm (bottom) & 20mm (top). (2) for beams 25 mm. (3) for columns 40 mm. (4) for foundations 75 mm.
[5] ALL STRUCTURAL CONC. GRADE SHALL BE M-25 (1:1:2) BY VOLUME UNLESS OTHERWISE STATED.
[6] REINFORCEMENT SHALL BE OF Fe-550 GRADE CONFORMING TO B.I.S.1786 WITH UPTO DATE AMMENDENT.
[7] READ THIS DRAWING IN CONNECTION WITH THE ARCHITECTURAL DRAWING.
[8] FOR ANY DISCREPANCY CONCERNED, OUR SITE ENGINEER SHALL BE CONSULTED WITH.
[9] COLUMN LINKS SHALL BE PLACED CONTINUOUS THROUGH BEAM-COLUMN JUNCTION BUT STIRRUPS - SHALL BE STARTED FROM THE COLUMN FACE ONLY.
[10] LEVEL SHOWN ALONG WITH THE SLAB & BEAM MARKINGS DENOTES THE TOP LEVEL OF SLABS & BEAMS.
[11] EXTRA TOP BARS OVER SUPPORT FOR BEAMS & SLABS SHOULD BE PROVIDED UIPTO (L/3) FROM SUPPORT FACE CONSIDERING (L) AS C/C DISTANCE BETWEEN THE SUPPORTS.
[12] RECRON 3S FIBRE MUST BE MIXED WITH M-25 CONCRETE 0.2% BY WEIGHT OF CEMENT
[13] TIE BEAM MUST BE CAST OVER B.F.S. OVER COMPACTED EARTH.

SUB./REV. NO.	DESCRIPTION	SUB./ REV. BY	DATE	CHKD. BY	APPD. BY
00	NEW DRAWING SUBMISSION	PM	23.09.23	A.K.D.	A.K.D.

PURPOSE --- SANCTION ONLY

TITLE --- STRUCTURAL DETAILS OF FOUNDATION, TIE BEAM, FOOTING, COLUMN, STAIR & LIFT ETC.

SUBJECT --- STRUCTURAL DRAWING

PROJECT: --- PROPOSED G+IV STORIED RESIDENTIAL BUILDING PLAN OF SHRI APURBA MOHAN MANNA & SMT. RINA MANNA AT MOUZA - MAHISBATHAN, J.L. NO.- 18, R.S. NO.- 203, TOUZI NO.- 145, R.S. & L.R. DAG NO.- 490 (PART), R.S. KHATIAN NO.- 10, L.R. KHATIAN NO.- 1484, L.R. KHATIAN NOS.- AGRI. 392, 393, 17 & 19, WARD NO.- 28, P.S.-ELECTRONICS COMPLEX, DIST.- 24 PARGANAS (NORTH), UNDER BIDHANNAGAR MUNICIPAL CORPORATION, KOLKATA-700102.

CONSULTANT :--
DR. ANJAN KUMAR DUTTA

akd A. K. DUTTA & ASSOCIA

OFFICE: HA.-333 FLAT NO. -1, SECTOR - III SALT LAKE , KOLKATA -700 097 PH : 2334-8596 / 2358-5267
BRANCH : OFFICE IA.-3,G.F.,BACK PORTION, SECTOR - III SALT LAKE , KOLKATA -700 097 PH : 4001-1365

DRAWN BY: Mr. PANKAJ MONDAL | DRG. NO: AKD/PLOT-7 & 8- 01 | SCHEAME BY:
CHKD. BY: Dr. ANJAN KUMAR DUTTA | SCALE : AS SHOWN | DATED: 23.09